



School Uniform Shoe List

Chapel End Infant School and Early Years Centre

Academic Year 2026/2027

About This Guide

Official school shoe requirements based on uniform guidelines.

School Uniform Guidelines

The text provides information about the school uniform but does not specify guidelines for regular shoes.

PE / Sports Shoes Guidelines

Students need to wear black shorts (jogging bottoms in colder weather), a white t-shirt and black plimsoles for PE.

School Information

Chapel End Infant School and Early Years Centre

Beresford Road, London, E17 4LN

Tel: 02085271388

Web: <https://chapelendinfants.com/>

Girls Shoes



Brogue

Generic | Girls
Sizes: 3-8



Lace-up Oxford

Generic | Girls
Sizes: 3-8



Slip-on Ballet Pump

Generic | Girls
Sizes: 2-7



Boys Shoes



Brogue

Generic | Boys
Sizes: 3-8



Classic Lace-up Oxford

Generic | Boys
Sizes: 3-8



Derby Shoe

Generic | Boys
Sizes: 3-8



Sports Shoes



Cricket Shoes

Generic | Boys
Sizes: 3-8



Indoor Court Shoes

Generic | Unisex
Sizes: 3-8



Tap Dancing Shoes

Generic | Girls
Sizes: 2-7



Shoe Fitting Guidelines

Children's feet grow quickly - they may need new shoes every 3-4 months depending on age and activity level.

Check for Proper Fit:

- Allow approximately half an inch (1.3 cm) of space between the longest toe and the front of the shoe
- Ensure the width is comfortable with no pinching or bulging
- The heel should fit snugly without slipping
- Shoes should be comfortable immediately - no "breaking in" period needed

















When to Replace:

- When there's less than half an inch of growing room
- If the shoe shows signs of wear or damage
- If your child complains of discomfort or pain
- Check regularly for redness or blisters on your child's feet

Measuring Tips:

- Measure both feet while standing
- Measure at the end of the day when feet are at their largest
- Have your child wear the type of socks they'll wear with the shoes
- Use the measuring gauge on page 2 only if you can't get the shoes fitted professionally
- Shoes from different brands may have different sizing, so it's important to try them on

Not Permitted

- | | | |
|---|--|---|
|  Elastic bars |  Trainers |  Canvas pumps |
|  Boots |  High heels |  Velcro fastenings |
|  Buckles |  Patent leather |  Suede |
|  Coloured soles |  Logos |  Platform shoes |
|  Wedges |  Equestrian |  Rugby |
|  Football | | |

Where to Buy

The following shops near Chapel End Infant School and Early Years Centre stock school shoes:

SpeedStitch

0.5 miles away

Unit 32 Walthamstow Business Centre, London, E17 4SX

Tel: 020 8531 4800

speedstitch.co.uk



DEICHMANN

1.2 miles away

31 Selbourne Walk, Walthamstow, E17 7JR

Tel: 020 8509 2893

stores.deichmann.com



Shoe Centre

3.3 miles away

88 Stamford Hill, London, N16 6XS

Schuh Kids

3.8 miles away

Westfield Stratford City, London, E20 1EJ

Tel: 0208 221 7300

schuh.co.uk





Visit Our School Page

Scan the QR code or visit:

<https://shoelist.uk/school/QSds3JbP>

